

Kubota



KUBOTA COMPACT EXCAVATOR

KX

KX057-4

Superior 5.5-ton compact excavator with the right power and flexibility for most all of your needs.



*This information is sourced from overseas and may not necessarily apply locally. It is essential that you confirm specifications and other information with your local Kubota dealer.

Set to redefine the entire 5.5-ton class, this Kubota compact excavator with a deluxe cab puts you in luxury and on top of almost any challenge.



**DELUXE
INTERIOR**



**SUPERIOR
PERFORMANCE**





**MAINTENANCE &
SAFETY**



**NEW DIGITAL
PANEL**



DELUXE INTERIOR

On the KX057-4, your comfort truly comes first. The luxurious cab features a wider entrance, generous legroom and a deluxe seat. The Roll-over Protective Structure (ROPS) and Falling Object Protection Structure (FOPS) maximize safety. Operability is greatly enhanced with more easy-to-use features than ever before.

Mirrors

All-round visibility is greatly enhanced with the well-positioned side and rear view mirrors.

Easy-open Front Slide Window

Unlike many excavator windows, the front glass window of the KX057-4 opens with ease. Just flip the latches on the window sides and slide it up. A gas-assist mechanism makes this action almost effortless.



Wider Entrance

The KX057-4 features a much wider door and more ample foot space, making it a breeze to get on and off the excavator.





A. Deluxe Suspension Seat

Designed and engineered to fit better and to keep you working longer comfortably, Kubota's high-back suspension seat reduces strain and minimizes operator fatigue. It reclines to accommodate your individual posture, and offers weight compensation, firm arm rests and retractable seat belts.

B. 2-speed Travel Switch

By placing the 2-speed travel switch on the dozer lever, dozing operations can be done faster and easier.



C. Cup Holder

With the convenience of a bigger cup holder, you can quench your thirst and work longer without leaving the cab.

D. Wrist Rest

Thoughtfully designed arm rests enhance operation and reduce operator fatigue.

E. Air Conditioning

The overall air circulation in the cab has been improved, thanks to a stronger cooling/heating unit and the positioning of six vents around the operator to offer better all-round comfort.



TPSS

The Two-Pattern Selection System positioned under the seat allows the operator to shift control styles conveniently while seated. A simple turn of a switch is all it takes to select between the ISO pattern and the SAE backhoe pattern.



Kubota Original Direct Injection Engine

The KX057-4 is powered by Kubota's impressive 47.6 HP direct injection engine. Engineered with the power to maximize digging and lifting performance, it also delivers minimized noise, vibration and fuel consumption.



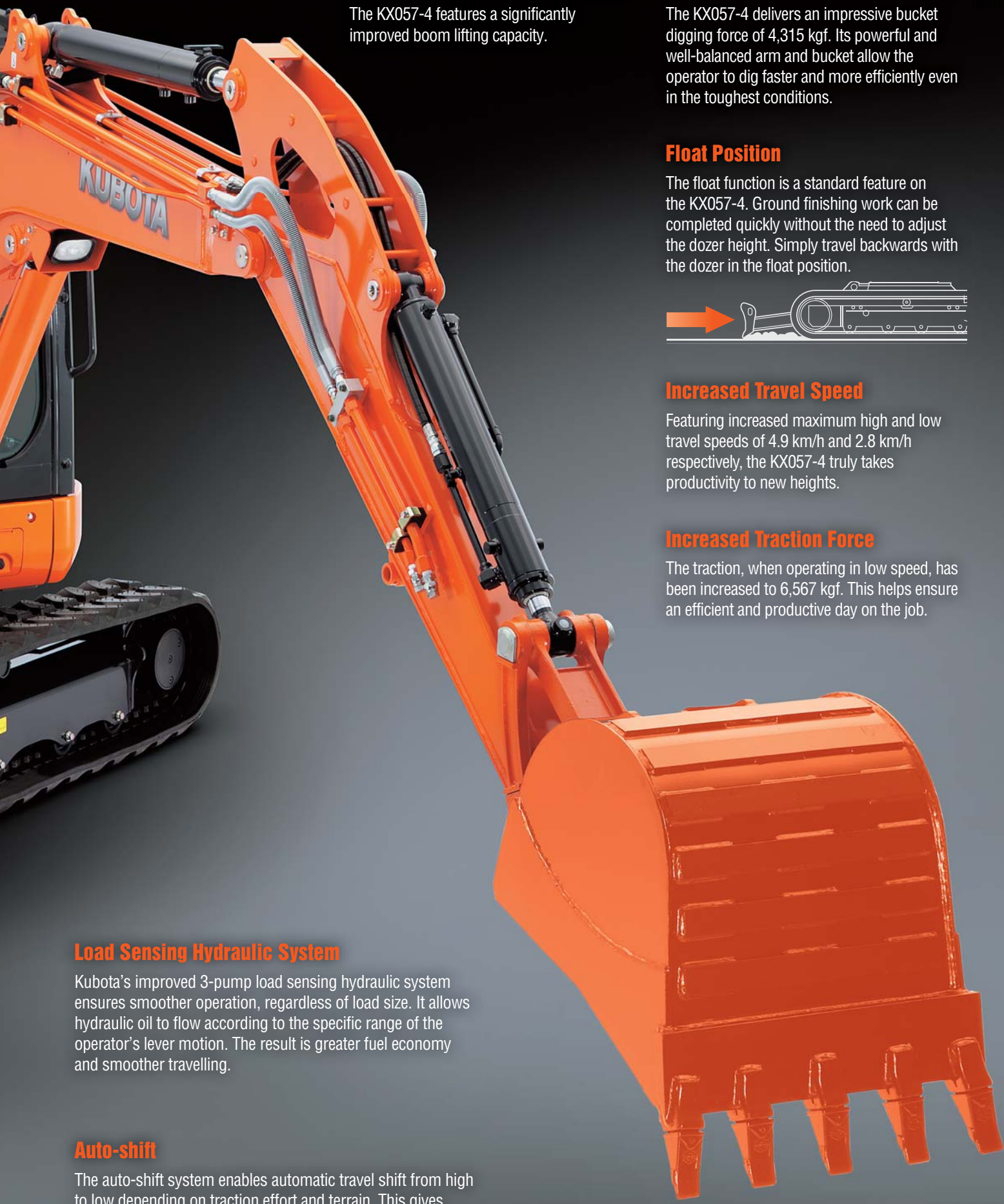
Adjustable Maximum Oil Flow Control For Auxiliary Circuits 1 & 2

The maximum oil flow settings of both circuits are conveniently adjustable from the digital panel – no additional tools or complex manual adjusting procedures are necessary. You can even program up to five oil flow rates corresponding to specific attachments into memory on the digital panel.



SUPERIOR PERFORMANCE

Combining the power for demanding jobs and the versatility to work in any condition, the Kubota KX057-4 is ready to take on most challenges. It's designed with excellent stability to work with a variety of attachments. Versatility is greatly enhanced with precise oil flow control for auxiliary circuits. With upgraded digging and lifting power, smoother travel performance and improved versatility, this Kubota truly has what you need to get the job done well.



Increased Boom Lifting Capacity

The KX057-4 features a significantly improved boom lifting capacity.

Enhanced Digging Force

The KX057-4 delivers an impressive bucket digging force of 4,315 kgf. Its powerful and well-balanced arm and bucket allow the operator to dig faster and more efficiently even in the toughest conditions.

Float Position

The float function is a standard feature on the KX057-4. Ground finishing work can be completed quickly without the need to adjust the dozer height. Simply travel backwards with the dozer in the float position.



Increased Travel Speed

Featuring increased maximum high and low travel speeds of 4.9 km/h and 2.8 km/h respectively, the KX057-4 truly takes productivity to new heights.

Increased Traction Force

The traction, when operating in low speed, has been increased to 6,567 kgf. This helps ensure an efficient and productive day on the job.

Load Sensing Hydraulic System

Kubota's improved 3-pump load sensing hydraulic system ensures smoother operation, regardless of load size. It allows hydraulic oil to flow according to the specific range of the operator's lever motion. The result is greater fuel economy and smoother travelling.


Auto-shift

The auto-shift system enables automatic travel shift from high to low depending on traction effort and terrain. This gives smoother simultaneous operations when dozing and turning.

One-sided Engine Maintenance

Kubota has made routine maintenance extremely simple by consolidating primary engine components onto one side for easier access. Engine and other vital components can be inspected quickly and easily.

- A. Dual Element Air Cleaner**
- B. Water Separator**
- C. Fuel Filter**
- D. Starter Motor**
- E. Alternator**



Tool Box

A large tool box is positioned within the side hood so necessary tools for small checkups are always within easy reach.



Refuelling

When refuelling, simply press the refuelling signal button to monitor the progress. The beeping signal accelerates as the fuel approaches full and thus avoiding spillage.



MAINTENANCE & SAFETY

Although your Kubota excavator is state-of-the-art, its maintenance doesn't get much easier. Thanks to the full-opening rear and right side hoods, engine, control valves and various components are accessible for easy inspection and repair.

Steel Panels

The KX057-4 features long-lasting side panels that open easily for quick inspection and routine maintenance. The panels are located inside the counterweight edge for protection and durability.

Pre Cleaner

The built-in pre cleaner will help protect the engine during extremely dirty or dusty operations.

Parking Brake

A travel negative brake comes as a standard safety feature on the KX057-4 for added peace of mind during transportation or parking on hilly areas.

Grease Gun Holder

A convenient space within the side hood is designed to keep the grease gun handy for daily servicing.



NEW DIGITAL PANEL

Following the excellence of Kubota's Intelligent Control System, the new digital panel puts convenience at the operator's fingertips. Featuring easier button operation, the user-friendly digital panel is positioned to the front right corner of the operator. This operator-facing wider display greatly improves visibility. With easier access, simpler settings, easy-to-read indicators and alerts, you'll always be aware of the excavator's functioning status.

Operation History Record

Operation history is automatically recorded on the KX057-4. You can trace back up to 90 days of the machine's usage dates by simply checking the built-in calendar.



Service Mode



Warning Mode



Operation History Record



Max. Oil Flow Setting (AUX1 and AUX2)

Convenient Pre-installed Attachment Icons



AUX (Standard)



Tilt Bucket



Breaker



Clamshell



Auger



Grapple



Rotary Grapple



Brush Cutter

KX057-4 OPTIONS

STANDARD EQUIPMENT

Safety system

- Engine start safety system
- Travel motor with disc brake
- Swivel motor with disc brake
- All hydraulic control

Working equipment

- Auxiliary circuits 1 and 2
- 2 working lights on cab and 1 light on the boom
- Canopy lights
- Travel alarm
- Float blade

Operator's space

- ROPS/FOPS canopy and cab
- Weight-adjustable full suspension seat
- Retractable seat belt
- Hydraulic pilot control levers with arm rests
- Travel levers with foot pedals

- Two pattern selection system
- Digital panel
- 12V power source
- Cup holder
- Horn

Engine/Fuel system

- Double element air filter
- Auto idling system
- Water separator with drain cock

Undercarriage

- 400 mm rubber track
- 1 × upper track roller
- 5 double-flange track rollers on each side
- 2-speed travel switch on dozer lever
- 2-speed travel with auto-shift

Hydraulic system

- Pressure accumulator
- Hydraulic pressure checking ports

- Straight travel circuit
- Third line hydraulic return
- 3-pump load sensing system
- Adjustable maximum oil flow on auxiliary hydraulic circuits 1 and 2

Others

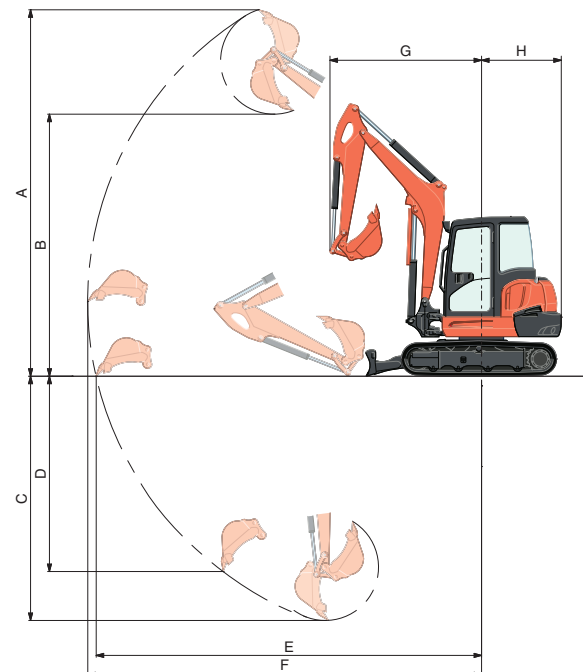
- Tool box
- Grease gun holder
- Pre-cleaner

OPTIONAL EQUIPMENT

- Cab with A/C
- Rear working lights
- Beacon lights

WORKING RANGE

Model				KX057-4
A	Max. digging height	mm		5820
B	Max. dumping height	mm		4160
C	Max. digging depth	mm		3890
D	Max. vertical digging depth	mm		3100
E	Max. digging radius at ground	mm		6130
F	Max. digging radius	mm		6260
G	Min. turning radius	W/O swing	mm	2420
		W swing	mm	2005
H	Min. tail turning radius	mm		1270

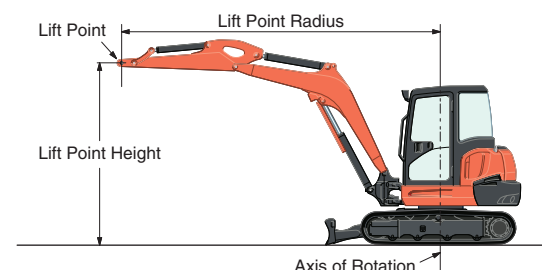


LIFTING CAPACITY

Canopy rubber

LIFT POINT HEIGHT (m)		LIFTING CAPACITY OVER-FRONT BLADE DOWN unit = ton			LIFTING CAPACITY OVER-SIDE unit = ton		
		LIFT POINT RADIUS (m)			LIFT POINT RADIUS (m)		
		4	5	MAX	4	5	MAX
GL	3	1.05	0.97	0.89	0.90	0.62	0.61
	2	1.23	1.07	0.89	0.87	0.61	0.55
	1	1.44	1.15	0.95	0.82	0.59	0.52
	0	1.57	1.17	1.07	0.79	0.58	0.54

Machine with canopy and rubber crawler, without bucket

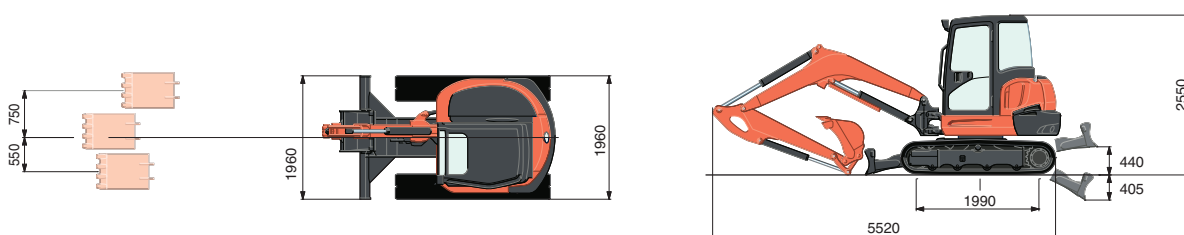


SPECIFICATIONS

Model			KX057-4		
Type of ROPS / FOPS			Canopy / Cab		
Type of tracks			Rubber / Steel		
Engine	Model		Kubota V2607-DI		
	Output (SAEJ 1995 gross)	HP (kW) / rpm	47.6 (35.5) / 2200		
	Output (SAEJ 1349 net)	HP (kW) / rpm	45.4 (33.8) / 2200		
	Displacement	cc	2615		
Dimensions	Overall length	mm	5520		
	Overall height	mm	2550		
	Overall width	mm	1960		
	Min. ground clearance	mm	310		
Hydraulic system	Pump capacity	ℓ/min	56.1 variable × 2 / 37.0 Gear × 1		
	Auxiliary hydraulic flow	Left / Right ℓ/min	37 / 75		
	Max. breakout force	Bucket / Arm kgf	4315 / 2500		
Drive system	Travel speed	Rubber Low / High km/h	2.8 / 4.9		
		Steel Low / High km/h	2.6 / 4.6		
	Max. traction force	Low speed kgf	6567		
	Tumbler distance	mm	1990		
	Crawler length	mm	2500		
	Shoe width	Rubber / Steel mm	400		
	Ground contact pressure	Rubber kPa (kgf/cm ²)	30.9 (0.315) / 31.4 (0.320)		
		Steel kPa (kgf/cm ²)	31.4 (0.320) / 31.9 (0.326)		
Swing system	Unit swing speed	rpm	9.3		
	Boom swing angle	Left / Right degree	70 / 55		
Blade	Dimensions	Width mm	1960		
		Height mm	410		
	Max. lift above ground	mm	440		
	Max. drop below ground	mm	405		
Hydraulic oil (Reservoir / System)		ℓ	45 / 79		
Fuel reservoir		ℓ	75		
Operating weight (Including operator's weight @ 75 kgs)	Rubber	kgs	5455 / 5545		
	Steel	kgs	5555 / 5645		

The company reserves the right to change the above specifications without notice. This brochure is for descriptive purposes only. Please contact your local Kubota dealer for warranty information. For your safety, Kubota strongly recommends the use of a Rollover Protective Structure (ROPS) and seat belt for almost all applications.

DIMENSIONS



Unit: mm

©2009 Kubota Corporation



KUBOTA Australia Pty Ltd

25-29 Permas Way, TRUGANINA Vic, 3029
 Freecall: 1800 334 653
 Email: sales@kubota.com.au

Web Site: <http://www.kubota.com.au>

Kubota New Zealand Limited

Freecall: 0800-582-682
 Email: sales@kubota.com.au

Web Site: <http://www.kubota.co.nz>